

# **Keeping Safe Online**

## **Social Media**

### **APP FACTS**

## **Parent & Student**


## **Information**



**This booklet explains how parents can keep their children safe online. It explains various apps that are available and how they are used. It also outlines any possible dangers these apps may pose and how you can block users or use the privacy settings to make them safer. This is a great summary for parents to read and use to help their children understand how to stay safe online and what the apps can do with their information/photos and videos.**

# *Information For Parents/Carers*

## **Keeping Your Family Safe Online**



COVID-19 is likely to mean young people spending more time at home, and online. There are a lot of great ways they can use connected devices to learn and play. The internet will be very useful for continuing and maximising your child's ongoing education.

There are also risks that you can help them avoid. Also, in the unfortunate event that there is a negative incident, it is important that you are informed and know where and how to seek help.

There's a lot of fake news and misinformation about COVID-19 being spread across the internet, so stay alert!

### **Avoid getting caught up in the hype and fear**

Select one or two reputable information sources for your news, to avoid false reports and unscientific claims. The major national and state news services provide regular online, television and radio bulletins.

The Department of Health's coronavirus news alert provides daily updates on cases across Australia and the most up-to-date advice for preventing and responding to COVID-19, including translated resources.

<https://www.health.gov.au/news/health-alerts/novel-coronavirus-2019-ncov-health-alert>

Each state and territory health department also has information on its website:

NSW — Department of Health <https://www.health.nsw.gov.au/Pages/default.aspx>

### **Beware of false information and scams**

- A Coronavirus cure? Don't be ripped off by the online offers — currently there are no vaccines for COVID-19, but there are lots of dodgy pills and fake remedies.
- Don't click on text message links about COVID-19, even if they look like they are from the government — scammers are exploiting the hunger for information to spread malware and phishing scams. Australian Government agencies will never send a text containing weblinks.
- Be suspicious of COVID-19 emails too, especially if you do not recognise or trust the address. They could contain a link to a fake website where you are encouraged to enter confidential details that scammers use to steal your money.
- Check COVID-19 information apps very carefully — some mimic reputable sources such as the World Health Organisation.
- To stay up to date on the latest online threats and how to respond, you can sign up to the Stay Smart Online Alert Service. <https://www.staysmartonline.gov.au/alert-service>
- You can report scams to Scamwatch. <https://www.scamwatch.gov.au/>

**Highly recommended website:** <https://www.esafety.gov.au/parents>

## How to help kids stay safe online

'eSafety' has a wide range of advice for parents and carers covering common online safety issues like managing screen time, cyberbullying, inappropriate content, sending nudes and contact from strangers. They also have basic online safety advice for parents in languages other than English. Their advice to parents and carers can be summarised as follows:

- 1. Start the chat-** It's not possible to be at your child's side every second of the day, so it's important to talk with them about online safety issues to help develop their critical thinking and ability to make good choices. It's also good to let them know they can come to you for help if they have any concerns. You may feel they know more about the latest technology than you do, but you have more life experience to guide them.
- 2. Use parental controls and safe search options-** Parental controls can help block your child from accessing specific websites, apps or functions. They can also monitor your child's use of connected devices and set time limits. But beware! You cannot always rely on them — they should be used in combination with other online safety strategies.
- 3. Check smart toy settings-** It's surprising how many toys or devices can connect online these days, from drones and smart teddies to tablets and wearables. While they can be both entertaining and educational, they can reveal your child's personal details and location — and allow other people to contact them without you knowing.
- 4. Look out for unwanted contact and grooming-** Unwanted contact is any communication that makes your child feel uncomfortable or unsafe, even if they initially welcomed the contact. It can come from a stranger, an online 'friend' or even someone they actually know.
- 5. Know the signs of cyberbullying-** Kids who are bored by long periods at home can pick at each other, and that happens online too. So it's important to keep an eye out for cyberbullying. It can include mean posts, comments and messages, as well as being left out of online group activities like gaming.

## What to do if your child is being cyberbullied

There are four simple steps that can help minimise the harm:

- report the cyberbullying to the social media service where it is occurring
- collect evidence of the cyberbullying material
- if the material is still public 48 hours later, make a report to eSafety — we work with social media platforms to have the harmful content removed.
- block the offending user.

Other helpful websites: <https://au.reachout.com/> <https://kidshelpline.com.au/> <https://bullyingnoway.gov.au/>  
Helpful article: <https://www.theguardian.com/technology/2014/aug/11/how-to-keep-kids-safe-online-children-advice>

FAQs: <https://www.staysmartonline.gov.au/protect-yourself/protect-your-stuff/cyber-security-your-family/top-10-questions-parents-have-about-online-security>

***Prairiewood High School have put together lessons, games, and literacy and numeracy activities based on e-safety for students. We encourage all students to complete the lessons, games and activities. It may be advantageous for parents to share in this learning process with their child/children also. Please see the school website for more information and links to e-safety lessons.***

# FORTNITE

Age Rating in  
the App Store:  
**FORTNITE 12+**

**Fortnite is a video game for PlayStation 4, Xbox One, Windows, Mac and mobile allowing up to 100 users per game onto an island/map to build structures, hunt for weapons and equipment. Players are dropped onto the game map and must compete to be the last one standing. There are three modes of play in Battle Royale: Solo, Duo and Squad.**

## Challenges

### Micro transactions

There are opportunities for players to spend real money on items in the game.

Fortnite encourages a membership upgrade called a Battlepass, as well as in-game currency called V-Bucks to buy bonus items. You can buy things like new looks and new dances. Most platforms allow you to block in-app purchases via parental controls, so be sure to set up yours if you don't want your kids maxing out the credit card. CRF recommends using a pre paid credit card or gift card for in-app purchases.

The game's online chat feature (especially in Battle Royale) can expose younger players to offensive language, mature content and contact from strangers. CRF doesn't recommend games with open chat for kids under 13.

### How do I turn off voice chat?

Open the Settings menu in the top right of the Fortnite home page by selecting the three bars, then the cog icon. Choose the audio tab at the top of the screen. From there, you can adjust several audio features, including voice chat. Turn the setting from on to off by tapping the arrows. You will need to take steps to make sure your child isn't exposed to the inappropriate language of other players by keeping them in solo mode or ensuring that they're teaming up with friends.

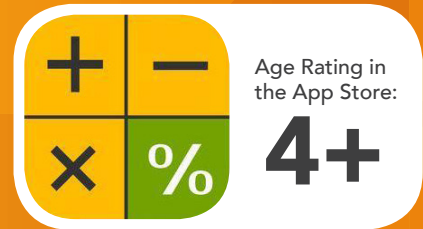
### To report

Users can report other users for harassment, inappropriate language, bullying and hacking. Just click 'Email Us' and fill out the required fields. After selecting the Product and Game Mode, select Report Player as the Issue Type. This will make sure these reports are directed to the correct team.

If a user wants to delete a 'friend' within the game they can simply go to the icon on the top right of the screen with the three figures and select the user and click 'unfriend'. There is no way to block a user in the game. If a user is harassing another user they should follow the appropriate steps above to report them.

Like any online game, Fortnite can be a positive social activity that keeps kids connected to their friends (not to mention a great potential bonding experience if you choose to play with your child). Just be mindful of screen time and monitor that chat. We always encourage open conversations around privacy and personal safety.

App Fact Sheets available from  
the Carly Ryan Foundation. Please email:  
[info@carlyryanfoundation.com](mailto:info@carlyryanfoundation.com)



The calculator% app is an application that is designed to help the user hide photos and videos behind the applications screen.

This application appears to look like a calculator, but upon entering a passcode it opens up a private vault where files are stored securely and cannot be viewed in the iPhone or Androids default camera role.

## To get files into your Private Calculator

In the app itself, you can tap the '+' sign to select Wi-Fi transfer, which gives you an IP address to type on your computer's web browser. You can also import files through your camera roll (photo's and videos).

Private Calculator can display and open a number of media types, including photo's (such as .jpeg, .gif, .bmp and .png files), videos (.mp4, .avi, .mkv, .wmv, .flv), music and audiobooks (.mp3), Microsoft Office files (.doc, .xls, .ppt), other assorted documents (.txt, .pdf) and even downloaded websites (.htm).

## Challenges

Some of the concerns regarding this app are the fact that your child might potentially be hiding explicit photos, videos or other content.

If your child is under 18 years old it is illegal for them to produce, distribute or possess these types of images.

Child abuse pictures are illegal if they are:

- asked for;
- taken;
- received and kept; or
- sent, posted or passed around

The maximum penalties for child abuse material can be up to 15 years in jail and being placed on the sex offender register. The maximum penalty for an act of indecency is 2 years in jail if the person in the picture is under 16. If the person is over 16, the maximum penalty is 18 months in jail.

## What can parents do to keep their kids safe on calculator% app?

- Consider deleting this app
- Remind your kids that everything is public
- Have a dialog with your kids about sexting and sending inappropriate photos to others
- Explain to your kids that they should be careful with sharing their photos with anyone, as they can be forwarded

It is important to have open honest communication with your child regarding sexting.


We always encourage open conversations around privacy and personal safety.

App Fact Sheets available from the Carly Ryan Foundation. Please email: [info@carlyryanfoundation.com](mailto:info@carlyryanfoundation.com)



# TIK TOK

(Including Musical.ly)



Tik Tok is a social media platform for creating, sharing and discovering short music videos. Every day, millions of people use Tik Tok as an outlet to express themselves through singing, dancing, comedy, and lip-syncing. The app celebrates creativity with videos recorded in 15 seconds or less and shared across the Tik Tok community.

You have the ability to make cool, short videos—songs or short dialogues – that you can share with the world, and people can see them. Think MTV meets SNL meets karaoke meets Dubsmash meets American Idol meets Instagram.

## Challenges

- 12+ content in the songs lyrics. Swearing and adult concepts in the provided music.
- Pornography, graphic content, suicide notes.
- Tik Tok users can search for other users to view or follow near their own location/city.
- User generated videos can be viewed and shared onto other social media and messaging apps increasing exposure.
- Bullying in comments.
- Users can publicise their messenger usernames or social media profiles on their Tik Tok profile.
- Many fake user accounts, used to hijack views or set up to bully.
- Hacking of accounts by promotional accounts (Free Tik Tok Crowns) within the apps.
- Not easy to report accounts for being fakes or underage inside the app.
- Many underage accounts with large amounts of followers.
- Easy for users to create multiple accounts and hide them from their parents.
- Fake Tik Tok apps on the app store that charge for download or offer followers.

## How Do I Delete My Tik Tok Account?

- Open the Tik Tok app and login.
- Tap on the person icon at the lower right of your screen to open your profile.
- Click on the three dots located in the upper right corner.
- Click on 'Privacy and Settings'.
- Click on 'Manage my Account'.

- Add a phone number if you haven't already.
- A verified phone number is a requirement for removing your Tik Tok account.
- Scroll to the bottom of the page where it says 'Thinking about removing your account?' Tap it.
- Tap 'Send Code'.
- Wait for the code to be sent.
- Enter the 4-digit code within 60 seconds of it being sent to you. Then hit continue.
- Read over the implications of removing your account. Hit continue if you agree with the terms.
- Hit 'Delete Account'. You'll be logged out and your account will be deleted.

## How Do I Block a Tik Tok Account?

- Open the Tik Tok app and login.
- Tap on the magnifying glass.
- Search for the user you want to block.
- Tap their name or photo.
- Tap on the ... icon.
- Tap 'Block'.

## How Do I Report a Tik Tok Account?

- Open the Tik Tok app and login.
- Tap on the magnifying glass.
- Search for the user you want to block.
- Tap their name or photo.
- Tap on the ... icon.

App Fact Sheets available from the Carly Ryan Foundation. Please email: [info@carlyryanfoundation.com](mailto:info@carlyryanfoundation.com)

**ROBLOX is a comprehensive game development, publishing, and gameplay platform that allows people of all ages to create games and share them with an audience of game players. ROBLOX is the world's biggest platform for emerging and independent game developers, and they offer the ability to earn real money from their creative efforts.**

**ROBLOX is open to people of all ages. Each player starts by choosing an avatar and giving it an identity. They can then explore ROBLOX - interacting with others by chatting, playing games, or collaborating on creative projects. Each player is also given their own piece of undeveloped real estate along with a virtual toolbox with which to design and build anything. ROBLOX members can choose to play and create alone or, with the help of personal and customisable avatars, they can choose to be social and engage with others.**

## Challenges

The purpose of the game is for players to interact and make friends with one another. This is achieved by wandering around the online world to stop and talk with other players. The most dangerous aspect about the game is that it appeals most to young children under the age of 12 and therefore a very easy platform for predators to target them.

The game also allows players to invite each other into their online bedrooms and engage in sexualised behaviour. Whilst there are no 'simulated' sex acts, the insinuation is there. More advanced players are able to create their own online worlds for other players to enter, which often means that pornographic content can be uploaded for children to see.

## To report abuse in-game:

- Click on the Menu button, located at the upper left of the screen. This icon looks like three lines stacked on top of each other.
- Click Report tab at the top of the menu.
- Click on the Which Player pull-down menu, and select which player to report.

- Click on the Type of Abuse pull down menu, to select the inappropriate action.
- Additional details can be written in the Short Description box.
- Click Submit to finalise.

## How to block a user

To block a Roblox member go to their profile page. Under their character thumbnail, you'll see a 'More' button. Hit the button, and click 'Block user'. This adds the user to your block list, which you can manage at any time within the 'Privacy' tab of the Account Settings page.

Like any online game, Roblox can be a positive social activity that keeps kids connected to their friends (not to mention a great potential bonding experience if you choose to play with your child). Just be mindful of screen time and monitor that chat. We always encourage open conversations around privacy and personal safety.

App Fact Sheets available from the Carly Ryan Foundation. Please email: [info@carlyryanfoundation.com](mailto:info@carlyryanfoundation.com)

# SNAPCHAT



**Snapchat is a popular messaging app that lets users exchange pictures and videos (called snaps) designed to disappear after they're viewed.**

## How does it work?

**On Snapchat, users go by a handle.**

**To add friends, you can upload your contacts, search for people you know or use the 'Quick Add' feature of add friends of friends or strangers easily. You can also automatically add someone by taking a picture of their "Snapcode," a special QR code unique to each user.**

To begin a conversation every Snap starts with a photo or video. Snapchatters can layer text, emojis, doodles, and more on top, and choose how long they want the Snap to be displayed (up to 10 seconds). Then, you can send the Snap to one or more friends. Stories is a feature that lets you string Snaps together into one longer narrative that stays available for 24 hours.

Be mindful who are you sharing images with and always remember that everything on the internet is permanent. Make sure you are happy for potentially anyone to see your snaps and share without permission.

## Live Stories

Live Stories are compilations of Snaps submitted by Snapchatters from events and locations around the world. Discover allows you to explore channels from established publishers who curate their own content. The Discover screen in Snapchat also includes a selection of the day's Live Stories.

## Video and Text Chat

Snapchat also allows for one-on-one chat. Like Snaps, chats are cleared when a recipient leaves the Chat screen. But you always have the option to save a message you'd like to keep.

## Lenses, Filters and Stickers

There are many ways to customise the look of your Snaps. Lenses add real-time special effects and sounds to a Snap. Filters offer different design overlays. Geo-filters are a popular way to customise your Snap at specific locations or events around the world. Stickers are colourful images and cartoons that give you additional ways to share content.

## Memories

Memories is a private collection of the Snaps and Stories that you choose to save and that don't disappear. You can use Memories to create new Stories and Snaps. You can also choose to store certain Memories in the password-protected "My Eyes Only" section, which is an important feature for parents to be aware of.

## Snapcash

Snapchat's payment feature is not for users under 18, but you should know about it so nobody "borrows" your debit card to pay someone back or receive money via Snapchat. Snapchat partnered with Square Inc., to enable users to link their Snapchat and debit card accounts to be able to make peer-to-peer payments for things like paying someone back for lunch.

## Spectacles

Spectacles consists of sunglasses with a built-in video camera. The glasses light up to show that you are taking a Snap, this may not be obvious to everyone at first so if your kids are using Spectacles, talk with them about protecting other people's privacy by asking permission before recording them. You can connect the glasses directly to a phone via Bluetooth or WiFi to add videos to Memories.

## Challenges

Snapchat is the number one application used for 'sexting' or 'sending nudes' between underage people. Users must be mindful of the social and legal consequences of sending images like these. If the user is under 18 years old it is illegal for them to produce, distribute or possess these types of images.


Child abuse pictures are illegal if they are:

- asked for;
- taken;
- received and kept; or
- sent, posted or passed around

The maximum penalty for sharing child abuse material can be up to 15 years in jail this includes an offenders details placed on the sex offender register.



# SNAPCHAT



## Privacy

Privacy settings that are available within Snapchat are the ability to restrict who can send a user photos or videos, 'snaps'. This can be enabled by going into the Settings menu, select 'Who can send me snaps', then select 'My friends'. This will ensure only people the user knows will be able to connect with them via the application.

It is important to read the Snapchat privacy policy as it provides information about how the images and videos are stored and used. Users need to be aware that Snapchat has the right to reproduce, modify and republish photos and videos, and save them to the Snapchat servers, particularly in relation to the 'Live Story' feature.

## Snap Map

The Map allows Snapchat users to see where their friends are, as long as these friends choose to share their locations with them. Location sharing with friends via the Map is optional and is off by default; however, if you submit a Snap to Our Story, it may appear publicly on the Map in the exact location it was taken. Once you opt-in, whatever audience you're sharing with can see your live location updated, every time you open the Snapchat app, regardless of whether you send them or anyone else a Snap.


Location Sharing Options Include:

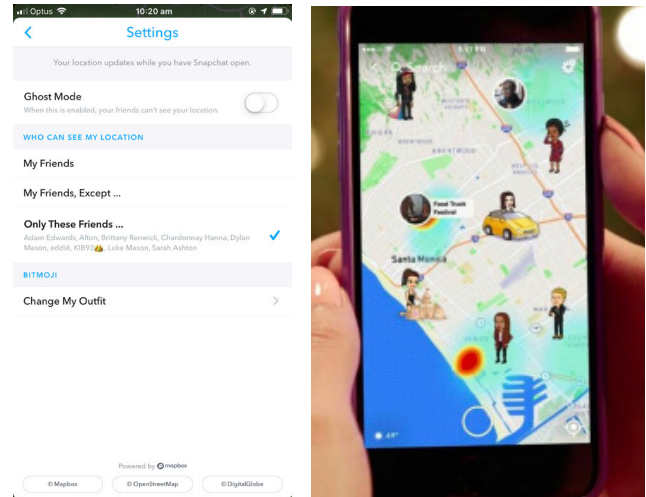
**Only Me (Ghost Mode):**

Your location won't be visible to anyone else on the Map. You can turn Ghost Mode on and off or opt to set a timer.

**Select Friends:** Choose specific friends to share your location with. Friends you select aren't notified when you choose them.

**My Friends:** Your location will be shared with all of your friends this includes friends you add in the future. This option doesn't include people who've added you as a friend, but who you haven't added back.

To edit your location settings, just tap the  button in the top-right corner of the Map screen. You can change who can see your location, or you can hide your location completely by going into Ghost Mode.



## How to block a user

- Go to your friends list.
- Hold the name of the offending user.
- Select 'More' on the menu that appears.
- Select 'Block' to stop receiving Snapchats from that person or pick 'Remove Friend' if you want to remove them from your contacts.

## How do I report abuse on Snapchat?

To report a Story on the web from your computer, click the button on the video, then click 'Report'.

Like any social media Snapchat can be a positive social activity that keeps kids connected to their friends. Just be mindful of screen time and be aware of who they are connecting with. We always encourage open conversations around privacy and personal safety.

App Fact Sheets available from the Carly Ryan Foundation. Please email: [info@carlyryanfoundation.com](mailto:info@carlyryanfoundation.com)



**Discord is an app used widely in the gaming community. It allows users to invite each other to servers, which allow them to talk to each other over text, microphones and send photos to each other. Users find this platform a convenient and easier way to communicate rather than through the game directly.**

### How does it work?

To sign up to Discord you simply need an email and a username. It takes under five minutes to make an account with Discord. This enables the user to open up invitations and messages from people around the world.

To add somebody on Discord the user must have the other person's username. This can easily be asked through in-game chat.

### Challenges

Some of the issues with Discord are that younger children may get invitations from random users thinking it is safe to chat with them. A criminal has the potential to groom the child and get various sources of information such as: credit card details, house address, school, age and much more.

Ensure that you have conversations with your young person about the potential risks involved with using platforms like Discord.

The Carly Ryan Foundation is seeing young users being asked to add people on Discord. This can create the opportunity for criminals to groom, manipulate and coerce young users through conversations that unfold via various gaming platforms.

Discord is a great app to help users communicate with their friends but without the right settings in place it can expose the user to unwanted or inappropriate contact from criminals or by strangers.

### Privacy Settings Menu

Click the little down arrow next to the server name and you'll find a drop-down menu window. In addition to being able to adjust notification and server settings, you can adjust privacy settings on a per-server basis as well. Selecting / deselecting this option lets you block DMs (Direct Messages) from users in that server that aren't on your friends list. Normally, sharing a mutual server is all it takes to allow DMs. This option can filter out anyone you don't want to hear from.

### Block Button

In the case that you generally like everyone in a server

(except for a few individuals), the DM list has a quick-access menu to a user's profile. In your DM chat, clicking the @ Username will bring up the user's profile, you can click the three dots in the top right to pull up a menu that will let you block the user.

### Report a User

To report another user on Discord you will need screen shots of the evidence. Once you have this, you will need to email Discord directly: [support@discordapp.com](mailto:support@discordapp.com)

### Friend Requests

For additional control, Discord's settings is adjusting friend request privileges. To find this menu, open up your User Settings and click the Friends tab, here you can set who's allowed to send you a friend request.

**Everyone** - Selecting Everyone means that anyone who knows your DiscordTag or is in a mutual server with you can send you a request. Having this selected will automatically include both Friends of Friends and Server Members options.

**Friends of Friends** - Selecting this means that for anyone to add you, they must have at least one mutual friend with you. You can view this in their user profile by clicking the Mutual Friends tab next to the Mutual Servers tab.

### Server Members

Selecting server members means users who share a server with you can send you a friend request. Deselecting this means that you can only be added by someone with mutual friends as you.

**Note:** *Friends of Friends and Server members can be both selected or deselected, allowing you to customize what ways you are willing to receive friend requests. If you only want to add friends you want to choose, you can deselect all three options, and not receive ANY requests.*

App Fact Sheets available from  
the Carly Ryan Foundation. Please email:  
[info@carlyryanfoundation.com](mailto:info@carlyryanfoundation.com)

# INSTAGRAM



Age Rating in  
the App Store:

**13+**

**Instagram is a photo and video sharing app that has been an almost exclusively mobile platform. Once the user has either taken/selected a photo or video they can scroll through the editing filters and experiment with the best one for that particular image.**

## How does it work?

After the user has created an account they can follow other Instagram users and 'like' or 'comment' on their photos and videos. Instagram is owned by Facebook and accounts between the two can be linked to verify the users age and identity.

Instagram accounts are public by default, but can be set to 'private' if the user wishes. If an account is set to public then it opens it up for any other user on Instagram to view. If the account is set to 'private' then only the users that follow the account are able to view it. Setting an account to private allows the user to choose who follows them, which gives the user more control of who is able to view their content.

Instagram is being used by young people to share their lives with their friends. Some challenges around the use of Instagram are young people taking nude selfies and seeking attention and acceptance from strangers, bullying comments and the ability to access inappropriate photos and videos. It is important you know how to block and report inappropriate users on Instagram.

## Privacy Settings

Account settings can be found by selecting the three dots on the right hand side of the top of your profile page, scroll down to 'Privacy and security' - 'Account privacy' then switch on the toggle 'Private Account'.

We would recommend turning off the location function for the camera on the users mobile device. By doing this, it ensures that the location of where the photo was taken isn't embedded in the image.

If location services are turned on for the camera then any one can drag and drop a photos geotag information into a Google search and locate exactly where the photo was taken. For most smart devices, this option can be toggled within their 'Settings' menu.

## How do I block or report another user on Instagram?

### To report a post:

Tap the three dots above the post  
Tap Report and follow the on-screen instructions

### To report a profile:

Tap the three dots at the top of the profile  
Tap Report and follow the on-screen instructions

Like any social media Instagram can be a positive social activity that keeps kids connected to their friends. Just be mindful of screen time and be aware of who they are connecting with. We always encourage open conversations around privacy and personal safety.

App Fact Sheets available from  
the Carly Ryan Foundation. Please email:  
[info@carlyryanfoundation.com](mailto:info@carlyryanfoundation.com)



Facebook is a social networking service where millions of people go to interact with others. Facebook has over one billion active users, more than half of them use Facebook on a mobile device. The user can create a personal profile with photos, lists of personal interests, contact information, and other personal information which is shared among their chosen friends.

Facebook users have the ability to interact with a wide range of individuals. Through Facebook's news feed, users have the ability to interact in public conversations with people who are not within their friends list.

## How to make your Facebook profile private

### Step 1

- 1 Click on the three parallel lines at the bottom right corner of the screen.
- 2 Scroll to the bottom and click the 'Settings & Privacy' tab and click 'Settings'.
- 3 Click on the Timeline and Tagging option. You can control everything with regards to who gets to post and tag on your Timeline and also who can see it. Go through all seven options and customise it for you. Activating Timeline review is also recommended. Once you've done this your Timeline will only be viewable to the people you choose to look at it.

### Step 2

Go to the 'Privacy' tab in the settings page. Facebook offers you several different options so you can adjust exactly how private you want to be. Check your privacy settings regularly. Often when Facebook updates the settings may go back to public by default.

### Other Privacy Settings

To manage your privacy on Facebook (on a computer), access the privacy settings by clicking on the downward facing arrow in the upper right-hand side of the page and select 'Settings'. In the left hand column, click on 'Privacy'.

To access these settings on a mobile device select the three lines on the bottom right of your screen. Scroll down to 'Settings & Privacy'. Here you can change a number of settings: Restricting who can see the users profile and timeline.

Under the 'Who can see my stuff?' section, users can manage who is able to access their timeline and profile. Next to 'Who can see your future posts?', click on 'Edit' to ensure that 'Friends' is selected.

### How can I report a fake profile?

If you have a Facebook account and want to report someone that's pretending to be you or someone you know:

- Go to the profile of the impersonating account.
- Click on the cover photo and select Report.
- Follow the on-screen instructions for impersonation to file a report.

### How do I block another user on Facebook?

- Click at the top right of any Facebook page.
- Click Privacy Shortcuts.
- Click 'How do I stop someone from bothering me?'
- Enter the name of the person you want to block and click Block.
- Select the specific person you want to block from the list that appears and click Block again.

App Fact Sheets available from the Carly Ryan Foundation. Please email: [info@carlyryanfoundation.com](mailto:info@carlyryanfoundation.com)



# YOUTUBE



Age Rating in  
the App Store:

**17+**

YouTube is free video sharing website and application that is owned by Google. The platform allows its users to upload, create and watch other users videos. With over 1 billion users it is one of the most popular platforms on the internet.

Anybody can access videos on YouTube, but in order to upload a video the user must create their own YouTube account. If a user sees inappropriate content they can 'flag' or report it if it violates YouTube's community guidelines. Many popular types of videos on YouTube are music videos, 'how to videos' and gaming videos.

## YouTube Kids

With over 400 hours of content uploaded to YouTube every minute it is extremely difficult for Google to keep up with the monitoring of inappropriate content.

For users under the age of 13 we recommended using 'YouTube Kids'. YouTube kids is free to download and use. Users can have up to 8 profiles attached to the one account. Each profile can have it's own viewing preferences.

The platform has features like 'watch history', 'block channels' and filters to keep videos more 'child friendly'. Parents can also create timers for video use which can enable time restrictions on their children's screen time.

## YouTube Red

YouTube Red is a monthly subscription service that removes advertisements from all videos on the platform. Users can also restrict the videos so that they're more limited with no 'suggested' videos that often occur after a video has been viewed.

More often than not the suggested videos are not suitable for younger people. This platform is especially ideal for teenagers. Videos can also be downloaded and watched at any time without an internet connection. This function is fantastic for family trips in cars and airplanes.

## Privacy Settings on YouTube

**Public** Anyone is able to search and view the users videos.

**Private** Only people the user allows can search for and watch their videos.

**Unlisted** Only people that the user sends the link to can view their videos.

'Comments on users videos' is turned on as a default option, however this can be disabled. To do so, these are the steps to follow:

- Sign in to YouTube on a computer.
- Go to Creator Studio > Video Manager.
- Select the box next to any of the videos you want to manage.
- At the top of the screen, click the Actions menu.
- Select More actions > Comments.
- Select or unselect Do not allow comments.

## How to make your account private

Click the 'Edit' button, and then choose 'Private' or 'Unlisted' from the 'Privacy Settings' drop-down menu.

If your YouTube account is linked to Google Plus and you set your video to private, you see a field into which you can enter the email addresses or profile names of people with whom you want to share your video.

## How do I block another user on YouTube?

- Login to your YouTube account.
- Click on the name of the user you want to block. This will take you to their profile.
- Click the three dots on the top right of their profile
- In the drop down menu, you will be given the option to 'Block User'.

## How do I report another user on YouTube?

- Login to your YouTube account.
- Click on the name of the user you want to report. This will take you to their profile.
- Click 'About' on their profile, then hit the flag button.
- In the drop down menu, select the option that best suits your issue.

App Fact Sheets available from the Carly Ryan Foundation. Please email: [info@carlyryanfoundation.com](mailto:info@carlyryanfoundation.com)



# HOT OR NOT



Age Rating in  
the App Store:

**17+**

**Hot or Not is an app that has its users rate the 'attractiveness' of the other users based on whatever photos they chose to share. Users then set up their account using photos of themselves. The user must also verify their gender, email address or Facebook account.**

**The Hot or Not website says it will not accept a profile unless the user is 13 or older. It also states that users from the ages of 13 - 17 can't chat or share photos with users who are older than 17. In saying that, there is no verification process.**

**Users can then log on to their account to see what other users think of them. If each user rates each other as 'hot' then they are able to send messages to each other within the app. Keeping in mind that there's no guarantee anyone is really who they say they are here.**

## Challenges

- *Objectification*
- *Rejection*
- *Creates Low Self Esteem*
- *Users can be subjected to cyberbullying*
- *Users can find themselves being sent sexually explicit images*
- *No age verification needed*
- *Shares GPS Location*

## How do I block or report another user?

If you find someone's behaviour towards you or their language abusive, you can let the website know by clicking on the icon in the top right corner on their profile page, select 'Block or Report' and choose the reason.

## How do I delete my Hot or Not account?

If you really want to delete your Hot or Not profile, just log into your account and click on

the cog icon on the top right corner of your profile page. Scroll down to the bottom of the page where it says 'Delete Account' and follow the instructions given.

Remember to talk to your child about which apps are age appropriate for them to use. Be sure to help them understand that other peoples opinions should not define their self-worth as Hot or Not implies, and direct them to more teen-friendly apps.

The Carly Ryan foundation do not recommend this app appropriate for anyone under the age of 17 to use.

App Fact Sheets available from the Carly Ryan Foundation. Please email: [info@carlyryanfoundation.com](mailto:info@carlyryanfoundation.com)

# WHISPER



Whisper is a social anonymous confession application. It allows users to superimpose text over a picture in order to share their thoughts and feelings anonymously. However, you post anonymously, but it displays the area you are posting from. You can also search for users posting within a kilometre from you.

All too often, those whispers are sexual - and sometimes so are users trying to meet with other users for sex. There's copious strong language and sexual images (though no actual sex is shown). The app also encourages private communications in which users can exchange images and personal information.

Anyone can post an anonymous message to the service in the form of an image with text overlaid on a picture. When the user opens the app, they will see six such images. Each one has a "secret" on it. The user can then respond to a message publicly or privately.

Users don't have a public identity in the app. While they do have persistent handles, there's no way to contact them except through the messages they post.

## Challenges

Due to the anonymity, kids are posting pics of other kids with derogatory text superimposed on the image. Also, users do not have to register to use Whisper and can use the app to communicate with other users nearby through GPS. Sexual predators use the app to locate kids and establish a relationship.

## How do I block a user on whisper?

To block a user from within chat, tap on the ellipsis in the upper right corner and click the 'Block' icon. You can also block a user if you swipe left across a chat in the inbox screen and press Block.

## How do I delete my Whisper account?

Unfortunately there is no quick way to delete your whisper account. This is the information about the process from the Whisper website. *'Upon your request, we can delete your account. You may make such request by emailing Support from the app. You can elect to delete all of*

*your Whisper content OR completely delete your account. **Note:** Completely deleting your Whisper account will prevent you from joining the Whisper community in the future on your device. You will only be able to browse content.'*

Many whispers seem to be an attempt to get replies and likes (called 'hearts'). Talk about how to evaluate whether a user might be stretching the truth to get a response.

The images in Whisper could lead to some uncomfortable discussions about the sexualization of everyday topics.

The Carly Ryan Foundation does not recommend the use of Whisper for anyone under the age of 18.

App Fact Sheets available from the Carly Ryan Foundation. Please email: [info@carlyryanfoundation.com](mailto:info@carlyryanfoundation.com)

# WISHBONE



**Wishbone is a survey application aimed mostly at teenagers. Although their terms and conditions say that the app is rated 17+ the app store says 12+. The user can connect to the application using Facebook or Twitter. Or alternatively they can skip the 'log on' process.**

**Users are presented with two cards, and are then asked to choose a preference. Many of the cards that come up include inappropriate language written in the comments. Wishbone users are also able to produce their own cards so that other users can select their preference.**

## Challenges

Users are able to write comments underneath other users cards. If the two users follow one another then they are able to send private direct messages to each other. Some of the users have been known to create cards which include pictures of people that they know for the other users to then rate them 'who's the prettiest, or hottest?'.  
*(Note: This text is overlaid on a faint background illustration of a person's head with a brain and neural connections.)*

When using Wishbone, the users are able to create a public profile and biography. If the user chooses to link their social media accounts to Wishbone, the app can then accumulate a large amount of the users personal and private information, and will be exposed to high volume advertising based on their information.

In 2017 Wishbone was hacked and millions of users had their personal information circulated online. There have also been many reports of cyberbullying within the app, especially when people's photos get used without their permission and rated.

## How do you report?

You can report content that may be upsetting or inappropriate on the app by simply

selecting the three dots on the top right side of the app and selecting report.

## Blocking users

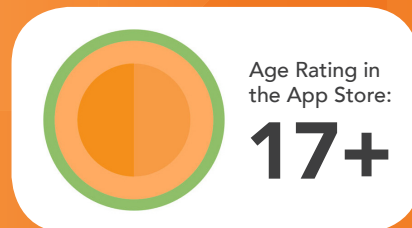
To block a user, navigate to the user's page and select the three dots on the top right side of the app and click 'Block user'.

Help your child understand how to deal with different online risks that they may be exposed to on the app such as cyberbullying or inappropriate content.

Advise your child not to link the app to their other social account so it does not pull in personal information into their Wishbone account and draw information about their friends. Also, make sure they choose an anonymous username and a strong password to protect their content.

App Fact Sheets available from the Carly Ryan Foundation. Please email: [info@carlyryanfoundation.com](mailto:info@carlyryanfoundation.com)

# MELON



**Melon is video chatting application that allows people to connect with the tap of a button. The user can chat with as many different users as they like. The application records a history of the chats so the user can then revisit the chat with their new 'friend'.**

**There are filters within the app that allow the user to talk to people in 'specific' regions, but cost either a weekly or monthly fee. The app pairs the users based on age and gender and once an account is created they get automatically paired with another user via video. There is an option to have location services on for the application, Melon recommends having it on so that the user can 'make friends all over the world.'**

Melon is a messaging app that allows users to chat with strangers, share images, and more. Not only does this app make it easy for children and teens to engage in age - inappropriate conversations, it makes it easy for predators to connect with potential victims. For these reasons, no child under 18 should use this app.

## Challenges

There is no real filtering that is possible with the video chatting because the users control their own video feed. There has been many reports of misuse and inappropriate behaviour. This behaviour can be reported, but only after it has occurred.

All anonymous video - sharing apps bring risk of the user being exposed to inappropriate content. Many people have compared this application as a cross between Omegle and Tinder.

### How do I block on Melon?

Unfortunately there is no way to block on this app.

### How do I delete my Melon account?


- *Firstly login to the site and click on the team chat from the left sidebar.*
- *Go to the text chat panel and specify that you would like your account deleted.*
- *If you don't get any response send an email*

Now wait until staff contact you. Unfortunately you can't delete account within settings.

App Fact Sheets available from the Carly Ryan Foundation. Please email: [info@carlyryanfoundation.com](mailto:info@carlyryanfoundation.com)



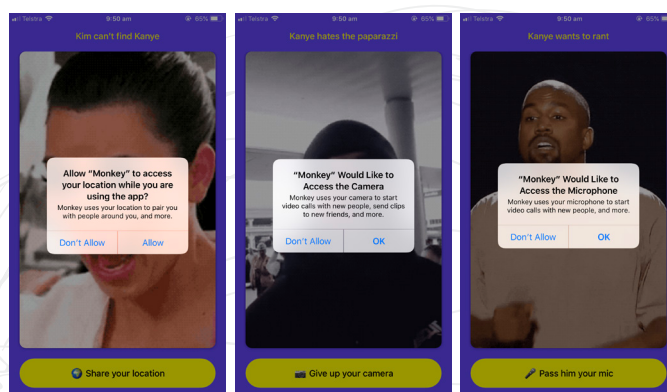
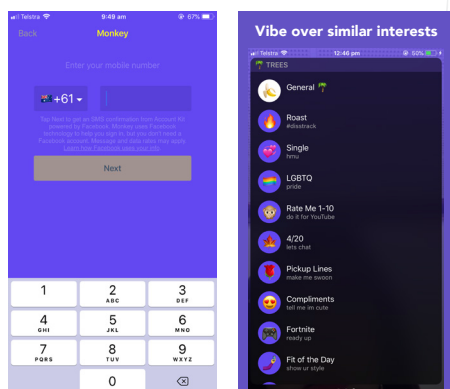
the *Carly Ryan* foundation. **APP FACTS**  
**MONKEY**



**Monkey is an application that allows its users to connect with strangers all over the world via a 10 second video chat. Upon creating a Monkey account the user must log in using his or hers Snapchat details, setting an age (this can be whatever they like) and providing a phone number. The user is able to pick 'similar interests' before connecting with another user.**

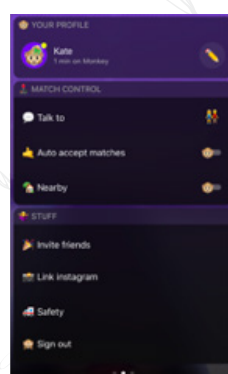
**How does it work?**

Before connecting, the user will see the age and gender of the potential 'friend', they can then choose to accept or deny the video request. Once the live video chat has ended each user gets to decide whether or not they would like to continue chatting with the other user. If both users decide yes they can continue to chat either via 'text' or 'live video chat'.



**How do I report another user in the app?**

While there is a report button to flag any inappropriate content, that method takes the 'after the damage is done' approach to keeping their app free from pornography and bullying.



If a user sees any inappropriate content they should report it immediately using the report button on the top right of the screen.

If the user is subjected to any inappropriate content they should end the chat straight away and report the other user. We would also recommend turning off 'auto accept matches' and 'nearby'.

**Challenges**

There are many reports of users opening a video chat and being subjected to full on nudity, seeing the other user performing sexual acts, grotesque language, name calling, bullying and drug use.


The application gives users an option to turn location services on in order to be connected to people in their area. The user must also allow access to their camera and microphone. There have been many reports of predators using Monkey to groom and access young people.

The Carly Ryan Foundation would not recommend anyone under the age of 18 use this application.

App Fact Sheets available from the Carly Ryan Foundation. Please email: [info@carlyryanfoundation.com](mailto:info@carlyryanfoundation.com)



# WICKR



## Wickr instant messaging app allows users to exchange end-to-end encrypted and content-expiring messages, photos, videos, file attachments and end-to-end encrypted video conference calls.

Wickr keeps conversations private by using peer-to-peer encryption which does not rely on centralised private decryption methods. Instead, both the users ID and device undergo multiple rounds of salted cryptographic hashing using SHA256. All data is encrypted using AES256 in transit and when stored on your device. Both messages and media are 'forensically wiped' from your device after they expire.

You can even set messages to self-destruct a few seconds after the recipient reads them. It's a digital security bubble that makes sure nobody can snoop on your conversations, and nobody can access your stuff.

### How do I block on Wickr?

You'll find the 'Block' feature in your conversations list on mobile. When you are in conversations, view the info of the contact you wish to block by pressing their avatar (image/initial next to the Contact name) and press the 'Block' symbol.

On desktop, you can click on the person's avatar within a conversation or in the contact list to get to their info to pop up.

The default setting allows you to receive

messages from anyone who knows your Wickr ID (username). The 'Block List' setting lets you block specific people from sending you Wickr messages. If you do not want to receive messages from a certain user, add their Wickr ID to the 'Block List' or simply select the 'Block' icon in their contact card when you receive a message from them.

The blocked user will not receive a notification or any indication that they have been blocked, but their messages will no longer show up on your devices.

### How do I delete my Wickr account?


You can delete your Wickr account from within the app. You will have to be able to login to the app in order to delete your account. There is no way to delete an account without the current working password.

On both iOS and Android, you can go to:

- *Settings > Terminate Account*

App Fact Sheets available from the Carly Ryan Foundation. Please email: [info@carlyryanfoundation.com](mailto:info@carlyryanfoundation.com)

# TELEGRAM



**Telegram is a messaging app with a focus on speed and security, it's super-fast, simple and free. You can use Telegram on all your devices at the same time — your messages sync seamlessly across any number of your phones, tablets or computers.**

Telegram is a free texting application with zero advertisements.

All the texts and phone calls are encrypted through Telegram, and you can send absolutely any file type you want — even large ones up to 1.5 GB. This is unique to most messaging apps that support image and video files.

The messages are synced across all supported devices because the messages and files are stored in the cloud. You can delete texts whenever you want and make secret chats that dissolve messages on a timer.

## Challenges

You can address up to 5,000 of your closest friends in one single group message.

Secret Chats are possible and encouraged. The app explains how to create a Secret Chat message – these messages are not available in the cloud and cannot be accessed on other devices – only the sending and receiving device can access the content of the messages.

If your child uses this, it should be with no usernames and just between family members and trusted friends; however, this app makes these details difficult to monitor and enforce. The app was clearly created for adult interaction. The secretive nature of this app lends itself to inappropriate and questionable content sharing and behavior. The ability to connect with total strangers with the added option for secret environments and conversations is extremely risky and problematic for teens.

## How do I block on Telegram?

Open the Telegram app on your Android. The Telegram icon looks like a white paper plane in a blue circle.

- Tap the three horizontal lines icon.
- Tap Contacts on the menu.
- Select the contact you want to block.
- Tap your contact's name or profile picture.
- Tap the three dots icon.
- Tap Block on the menu.
- Tap OK in the pop-up.

## How do I delete my Telegram account?

### IOS


- Go to <https://my.telegram.org/auth?to=deactivate>
- Enter Telegram associated Phone number.
- Confirmation code sends to your Telegram account.
- Enter the confirmation code.
- Click on Deactivate account option.
- Under Delete your account option click on Done.
- Click on Yes, delete my account button.

### Android

- Go to <https://my.telegram.org/auth?to=deactivate>
- Type your phone number.
- Tap Next.
- Type the confirmation code.
- Tap Sign In.
- Tap Deactivate account.
- Tap Done.
- Tap Yes, delete my account.

App Fact Sheets available from the Carly Ryan Foundation. Please email: [info@carlyryanfoundation.com](mailto:info@carlyryanfoundation.com)

# FLIPGRID



**Flipgrid is a social learning platform that allows educators to ask a question, then the students respond in a video. Students are then able to respond to one another, creating a 'web' of discussion. It is a private program that is managed by the school where teachers must invite students to their 'grid' (class) and ask class questions.**

The purpose of the app is to bring kids out of their shells and make them feel more comfortable answering questions in class, instead of feeling at risk by answering a question wrong to the teacher, or in front of the whole class.

Privacy is a top priority for FlipGrid. In their terms, it states: *Your privacy and that of your students is important to us:*

- We do not use personal information to market or advertise to you or students
- We do not sell user personal information.

*Flipgrid does use your personal information for certain stated purposes, such as providing and improving the service and communicating with Grid Owners (but not Students) about new Flipgrid features and events. Please read the Privacy Policy below, as it describes what information we collect from you, how we use that information, and the legal bases we have to process your information.*

<https://legal.flipgrid.com/privacy.html>

With Flipgrid, students do not create accounts. Educators provide students a Flip Code and students enter this on the Flipgrid app or at **flipgrid.com**. The Flip Code also creates a shareable URL (e.g., *flipgrid.com/FlipCode*).

After entering the Flip Code, students will need to verify they have permission to access the Grid.

This depends on the Grid security you have setup:

- 1** *School Email Domain - Students enter the Flip Code and verify their school email using Microsoft or Google. If you see an error message in red text, please ask your educator to add the domain to the approved list.*
- 2** *Student ID List - Students enter the Flip Code and input their Student ID # or scan a QR code for verification. Only those on your Student ID list have access (great for students without email).*
- 3** *PLC or Public - Allow anyone to view videos with just the Flip Code (additional Grid Password is optional). To record a video, participants verify their email address via Microsoft or Google.*

The application is a closed network and has no public chat functionality with the outside world. Furthermore, strangers are unable to make accounts and attempt to infiltrate the class.

App Fact Sheets available from the Carly Ryan Foundation. Please email: [info@carlyryanfoundation.com](mailto:info@carlyryanfoundation.com)